






Grand Total	292,024,159	199,024,159	93,000,000
Bonds (2021 Bond Program)	275,000,000	182,000,000	93,000,000
Land Sale	7,371,261	7,371,261	0
Interest Earned	7,454,550	7,454,550	0
Other	2,198,348	2,198,348	0



Project	Budget	Actual Expenditures	Encumbrances	Remaining
Grand Total	283,879,389	85,219,758	21,398,476	177,261,156
Elementary #22	35,000,000	30,339,406	1,933,320	2,727,275
Construction (including Technology Infrastructure)	29,992,716	28,314,390	1,639,367	38,959
Architectural, Engineering, Geotechnical, etc.	1,650,000	12,500	0	1,637,500
Independent Materials Testing, Utilities (including Fiber), etc.	1,000,000	367,048	41,615	591,338
Furniture, Fixture & Equipment, etc	2,357,284	1,645,468	252,338	459,478
SJMS to 1500 Expansion & Fine Arts				



Wilmeth Refresh	7,500,000	0	0	7,500,000
Consultant	100,000	0	0	100,000
HVAC	2,500,000	0	0	2,500,000
Refresh	4,900,000	0	0	4,900,000
Facility Upgrades	2,000,000	594,285	179,143	1,226,572
Facility Upgrades	2,000,000	594,285	179,143	1,226,572
Furniture Refresh	975,000	76,946	3,408	894,646
Furniture Refresh	975,000	76,946	3,408	894,646
Maintenance Building	4,500,000	0	0	4,500,000
Maintenance Building	4,500,000	0	0	4,500,000
Land Purchase	2,236,736	51,434	10,000	2,175,302
Land Purchase	2,236,736	51,434	10,000	2,175,302
Serenity Building	791,051	0	0	791,051
Building	791,051	0	0	791,051
Health, Safety & Security	7,315,484	4,754,187	1,692,671	868,626
Health, Safety & Security	7,315,484	4,754,187	1,692,671	868,626