












| | | | |
|----------------------------|-------------|-------------|---|
| Bonds Issued (2000 Series) | 12,500,000 | 12,500,000 | 0 |
| Bonds Issued (2016 Series) | 220,000,000 | 220,000,000 | 0 |
| Land Sold | 1,989,640 | 1,989,640 | 0 |





| Project | Budget | Actual Expenditures | Encumbrances | Remaining |
|---------------------------------------|-----------|---------------------|--------------|-----------|
| Grand Total | 8,911,959 | 8,911,959 | 0 | 0 |
| Stadium (2011 Construction Fund Only) | 8,911,959 | 8,911,959 | 0 | 0 |
| Payment to City (Sewer & Turn Lanes) | 0 | 0 | 0 | 0 |
| FF&E | 0 | 0 | 0 | 0 |
| Technology | 0 | 0 | 0 | 0 |
| Easements | 0 | 0 | 0 | 0 |
| Testing | 515,128 | 515,128 | 0 | 0 |
| Pre-Construction Services - Manhattan | 37,500 | 37,500 | 0 | 0 |
| Advent (Branding Contract) | 0 | 0 | 0 | 0 |
| Guaranteed Max Price (GMP) | 5,352,331 | 5,352,331 | 0 | 0 |
| Architectural & Engineering | 3,007,000 | 3,007,000 | 0 | 0 |

| Project | Budget | Actual Expenditures | Encumbrances | Remaining |
|---|---------|---------------------|--------------|-----------|
| Grand Total | 100,000 | 100,000 | 0 | 0 |
| Stadium (Athletics Sports Marketing Only) | 100,000 | 100,000 | 0 | 0 |
| Payment to City (Sewer & Turn Lanes) | 0 | 0 | 0 | 0 |
| FF&E | 0 | 0 | 0 | 0 |
| Technology | 0 | 0 | 0 | 0 |
| Easements | 0 | 0 | 0 | 0 |
| Testing | 0 | 0 | 0 | 0 |
| Pre-Construction Services - Manhattan | 0 | 0 | 0 | 0 |
| Advent (Branding Contract) | 100,000 | 100,000 | 0 | 0 |
| Guaranteed Max Price (GMP) | 0 | 0 | 0 | 0 |
| Architectural & Engineering | 0 | 0 | 0 | 0 |

| Project | Budget | Actual Expenditures | Encumbrances | Remaining |
|---------------------------------------|-------------|---------------------|--------------|-----------|
| Grand Total | 247,756,756 | 242,773,655 | 4,925,554 | 57,548 |
| Stadium (2016 Construction Fund Only) | 53,493,258 | 53,493,258 | 0 | 0 |





| | | | | |
|--------------------------------|------------|------------|-----------|--------|
| Health, Safety & Security | 3,828,178 | 3,814,071 | 14,107 | 0 |
| AED's & Scanners | 283,895 | 283,895 | 0 | 0 |
| Cameras | 2,151,093 | 2,136,987 | 14,107 | 0 |
| Fire Alarms | 187,653 | 187,653 | 0 | 0 |
| Playground Equipment | 541,104 | 541,104 | 0 | 0 |
| Primus Locks | 238,440 | 238,440 | 0 | 0 |
| Sidewalks | 425,993 | 425,993 | 0 | 0 |
| HVAC, Roof, End of Life | 14,810,006 | 10,507,992 | 4,244,467 | 57,548 |
| 2011 Program Facility Upgrades | 1,406,503 | 1,406,503 | 0 | 0 |
| Bad Weather | 1,612,151 | 1,606,173 | 5,977 | 0 |
| Vans, Trucks, Trailers, Buses | 5,189,313 | 990,061 | 4,199,253 | 0 |
| Carpet | 87,400 | 87,400 | 0 | 0 |
| Electrical | 364,538 | 364,538 | 0 | 0 |
| Equipment | 0 | 0 | 0 | 0 |
| Flooring | 311,814 | 311,814 | 0 | 0 |
| HVAC | 93,345 | 93,345 | 0 | 0 |
| ITE & GE | 0 | 0 | 0 | 0 |
| Lighting | 349,293 | 349,293 | 0 | 0 |
| Paint | 145,068 | 140,480 | 4,588 | 0 |

[Redacted]

[Redacted]

[Redacted]

[Redacted]

[Redacted]

[Redacted]

[Redacted]

[Redacted]

[Redacted]

[Redacted]

[Redacted]

[Redacted]

[Redacted]

[Redacted]

[Redacted]

[Redacted]

[Redacted]

[Redacted]

[Redacted]