

2021-22 Texas Academic Performance Report (TAPR)

District Name: MCKINNEY ISD

District Number: 043907

2022 Accountability Rating: B

2022 Special Education Determination Status:

Meets Requirements

This page is intentionally blank.

Texas Education Agency
2021-22 STAAR Performance (TAPR)
MCKINNEY ISD (043907) - COLLIN COUNTY

School Year	State	Region 10	District	African American	Hispanic	White	American Indian	Asian	Pacific Islander	Two or More Races
-------------	-------	-----------	----------	------------------	----------	-------	-----------------	-------	------------------	-------------------

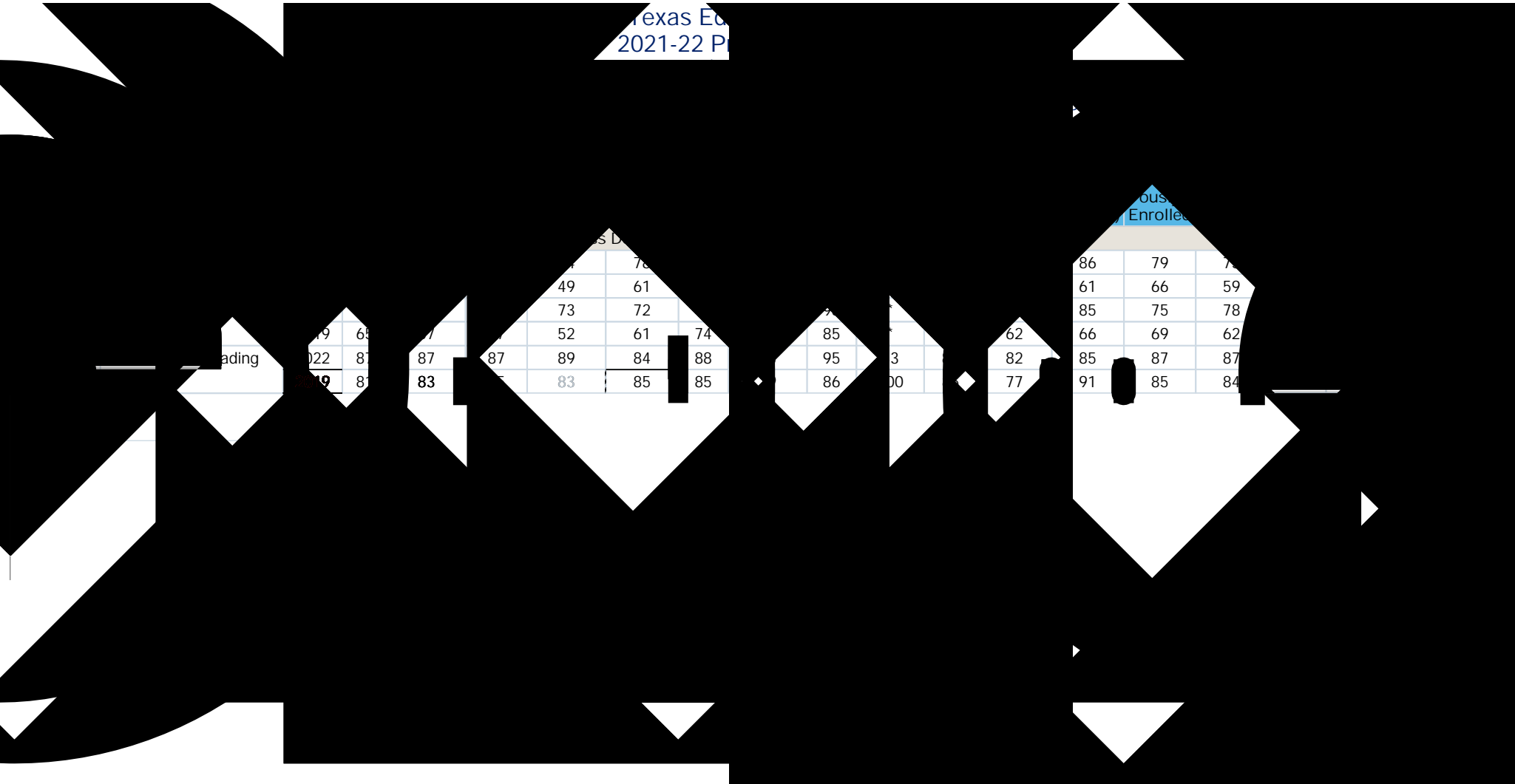


Texas Education Agency
2021-22 STAAR Performance (TAPR)
MCKINNEY ISD (043907) - COLLIN COUNTY

School Year	State	Region 10	District	African American															
-------------	-------	-----------	----------	------------------	--	--	--	--	--	--	--	--	--	--	--	--	--	--	--









Fragmented table data visible through cutouts:

Previous Year			Current Year		
Enrolled	Enrolled
86	79	78	86	79	78
61	66	59	61	66	59
85	75	78	85	75	78
66	69	62	66	69	62
85	87	87	85	87	87
91	85	84	91	85	84






Texas Education Agency
 2021-22 STAAR Participation (TAPR)
 MCKINNEY ISD (043907) - COLLIN COUNTY

	State	Region 10	District	African American	Hispanic	White	American Indian	Asian	Pacific Islander	Two or More Races	Special Ed (Current)	Special Ed (Former)	Continuously Enrolled	Non-Continuously Enrolled	Econ Disadv	EB & EL (Current & Monitored)

Texas Education Agency
 2021-22 Attendance, Graduation, and Dropout Rates (TAPR)
 MCKINNEY ISD (043907) - COLLIN COUNTY

	State	Region 10	District	African American	Hispanic	White	American Indian	Asian	Pacific Islander	Two or More Races	Special Ed	Econ Disadv	EB/EL
Class of 2021	85.7%	82.5%	95.9%	92.7%	92.8%	98.0%	100.0%	100.0%	*	92.6%	63.3%	90.5%	81.8%
Class of 2020	87.8%	85.6%	96.8%	92.4%	92.8%	98.4%	100.0%	100.0%	0.0%	92.6%	63.3%	90.5%	81.8%



Texas Education Agency
2021-22 Graduation Profile (TAPR)
MCKINNEY ISD (043907) - COLLIN COUNTY

	District Count	District Percent	State Count	State Percent


Texas Education Agency
 2021-22 College, Career, and Military Readiness (CCMR) (TAPR)
 MCKINNEY ISD (043907) - COLLIN COUNTY

Academic Year	State	Region 10	District	African American	Hispanic	White	American Indian	Asian	Pacific Islander	Two or More Races	Special Ed	Econ Disadv	EB/EL
2019-20	13.2%	8.9%	2.6%	2.3%	3.9%	2.1%	0.0%	2.2%	0.0%	4.2%	1.4%	3.5%	3.8%
Graduates with Level I or Level II Certificate (Annual Graduates)													
2020-21	0.7%	0.9%	0.2%	0.0%	0.0%	0.3%	0.0%	0.0%	*	0.0%	0.0%	0.0%	0.0%



Texas Education Agency
 2021-22 CCMR-Related Indicators (TAPR)
 MCKINNEY ISD (043907) - COLLIN COUNTY

	Academic Year	State	Region 10	District	African American	Hispanic	White	American Indian	Asian	Pacific Islander	Two or More Races	Special Ed	Econ Disadv	EB/EL
TSIA Results	2021-22	95.0	95.0	95.0	95.0	95.0	95.0	95.0	95.0	95.0	95.0	95.0	95.0	95.0



Texas Education Agency
 2021-22 Student Information (TAPR)
 MCKINNEY ISD (043907) - COLLIN COUNTY

Student Information	----- Membership -----				----- Enrollment -----			
	---- District ----		----- State -----		---- District ----		----- State -----	
	Count	Percent	Count	Percent	Count	Percent	Count	Percent
Students w/ Dyslexia	2,129	9.2%	270,260	5.0%	2,130	9.1%	270,966	5.0%
Foster Care	37	0.2%	15,338	0.3%	38	0.2%	15,409	0.3%
Homeless	349	1.5%	61,433	1.1%	354	1.5%	61,687	1.1%



Texas Education Agency Information (TAPR)
2021-22 Staff Information (TAPR)
MCKINNEY ISD (043907) - COLLIN COUNTY

[Redacted]

[Redacted]

[Redacted]

[Redacted]

[Redacted]

[Redacted]

[Redacted]

Texas Education Agency
2021-22 Staff Information (TAPR)
MCKINNEY ISD (043907) - COLLIN COUNTY

	---- District ----		----- State -----	
Staff Information	Count	Percent	Count	Percent
21-30 Years Experience	245.4	15.0%	48,804.6	13.2%
Over 30 Years Experience	25.0	1.5%	10,902.0	2.9%
Number of Students per Teacher	14.2	n/a	14.6	n/a

Staff Information	District	State
Experience of Campus Leadership:		
Average Years Experience of Principals	8.6	6.3
Average Years Experience of Principals with District	8.2	5.4
Average Years Experience of Assistant Principals	7.8	5.5
Average Years Experience of Assistant Principals with District	6.3	4.8
Average Years Experience of Teachers:	12.4	11.1
Average Years Experience of Teachers with District:	7.7	7.2
Average Teacher Salary by Years of Experience (regular duties only):		
Beginning Teachers	\$59,959	\$51,054
1-5 Years Experience	\$59,136	\$54,577
6-10 Years Experience	\$61,216	\$57,746
11-20 Years Experience	\$64,980	\$61,377
21-30 Years Experience	\$69,254	\$65,949
Over 30 Years Experience	\$74,773	\$71,111
Average Actual Salaries (regular duties only):		
Teachers	\$63,614	\$58,887
Professional Support	\$73,531	\$69,505
Campus Administration (School Leadership)	\$97,423	\$84,990
Central Administration	\$125,455	\$112,797
Instructional Staff Percent:	77.9%	64.9%
Turnover Rate for Teachers:	15.1%	17.7%
Staff Exclusions:		
Shared Services Arrangement Staff:		
Professional Staff	0.0	1,247.4
Educational Aides	0.0	191.7
Auxiliary Staff	0.0	381.6
Contracted Instructional Staff:	0.0	2,113.6

Texas Education Agency
 2021-22 Staff Information (TAPR)
 MCKINNEY ISD (043907) - COLLIN COUNTY

	----- District -----		----- State -----	
Designation	Headcount	Average Payout	Headcount	Average Payout
Teacher Incentive Allotment:				
Recognized	*	*	3,305	\$6,188
Exemplary	-	-	1,564	

