








Bonds Issued (2000 Series)	12,500,000	12,500,000	0
Bonds Issued (2016 Series)	220,000,000	220,000,000	0
Land Sold	1,989,640	1,989,640	0



Project	Budget	Actual Expenditures	Encumbrances	Remaining
Grand Total	8,911,959	8,911,959	0	0
Stadium (2011 Construction Fund Only)	8,911,959	8,911,959	0	0
Payment to City (Sewer & Turn Lanes)	0	0	0	0
FF&E	0	0	0	0
Technology	0	0	0	0
Easements	0	0	0	0
Testing	515,128	515,128	0	0
Pre-Construction Services - Manhattan Adv6 72432 0	37,500	37,500	0	0



Glen Oaks	3,875,016	3,875,015	0	0
Consultant	92,200	92,200	0	0
HVAC	53,611	53,611	0	0
Refresh	3,729,205	3,729,205	0	0
FF&E	0	0	0	0
Inflation	0	0	0	0
Technology	0	0	0	0
Testing	0	0	0	0
Guaranteed Max Price (GMP)	0	0	0	0
Architectural & Engineering	0	0	0	0
MBHS Fine Arts	4,127,302	4,127,302	0	0
FF&E	10,546	10,546	0	0
Inflation	0	0	0	0
Technology	0	0	0	0
Testing	66,709	66,709	0	0
Guaranteed Max Price (GMP) & Refresh	3,803,645	3,803,645	0	0
Architectural & Engineering	246,402	246,402	0	0
CMS Fine Arts	3,855,108	3,855,108	0	0
FF&E	0	0	0	0
Inflation	0	0	0	0
Technology	0	0	0	0
Testing	51,750	51,750	0	0
Guaranteed Max Price (GMP) & Refresh	3,570,150	3,570,150	0	0
Architectural & Engineering	233,208	233,208	0	0
EMS Fine Arts	3,521,707	3,521,707	0	0
FF&E	0	0	0	0
Inflation	0	0	0	0
Technology	0	0	0	0
Testing	50,286	50,286	0	0
Guaranteed Max Price (GMP) & Refresh	3,260,017	3,260,017	0	0
Architectural & Engineering	211,404	211,404	0	0
Eddins	2,905,366	2,905,366	0	0
Consultant	86,973	86,973	0	0
HVAC	873,029	873,029	0	0
Refresh	1,945,364	1,945,364	0	0
Walker	2,964,326	2,914,962	49,364	0
Consultant	91,072	91,072	0	0
HVAC	886,282	886,282	0	0
Refresh	1,986,972	1,937,608	49,364	0
Wolford	4,081,688	4,081,688	0	0
Consultant	83,250	83,250	0	0
HVAC	1,159,832	1,159,832	0	0
Refresh	2,838,606	2,838,606	0	0
Malvern	4,383,440	4,331,565	51,875	0
Consultant	1,250	1,250	0	0
HVAC	1,224,397	1,224,397	0	0
Refresh	3,157,793	3,105,918	51,875	0
McNeil	4,256,319	4,225,238	31,081	0
Consultant	40,827	40,827	0	0
HVAC	1,121,574	1,121,574	0	0
Refresh	3,093,918	3,062,836	31,081	0
Caldwell	4,092,760	4,056,355	36,405	0
Consultant	80,000	80,000	0	0
HVAC	045,592			

Horizontal blue bar

Small gray bar

Horizontal blue bar

Large gray bar

Small gray bar

Small gray bar

Small gray bar

Horizontal blue bar

Small gray bar

Horizontal blue bar

Small gray bar

Horizontal blue bar

Small gray bar

Horizontal blue bar

Small gray bar

Horizontal blue bar

Small gray bar

Horizontal blue bar

Small gray bar

Horizontal blue bar

Small gray bar

Horizontal blue bar

Small gray bar

Horizontal blue bar

Horizontal blue bar

Thick gray bar

Thick gray bar

Thin blue bar