





Project	Budget	Actual Expenditures	Encumbrances	Remaining
Grand Total	8,911,959	8,911,959	0	0
Stadium (2011 Construction Fund Only)	8,911,959	8,911,959	0	0
Payment to City (Sewer & Turn Lanes)	0	0	0	0
FF&E	0	0	0	0
Technology	0	0	0	0
Easements	0	0	0	0
Testing	515,128	515,128	0	0
Pre-Construction Services - Manhattan	37,500	37,500	0	0
Advent (Branding Contract)	0	0	0	0



Glen Oaks	6,275,000	3,265,968	286,877	2,722,155
Consultant	86,000	84,290	0	1,710
HVAC	1,100,000	53,611	0	1,046,389
Refresh	5,089,000	3,128,067	286,877	1,674,056
FF&E	0	0	0	0
Inflation	0	0	0	0
Technology	0	0	0	0
Testing	0	0	0	0
Guaranteed Max Price (GMP)	0	0	0	0
Architectural & Engineering	0	0	0	0
MBHS Fine Arts	4,963,542	802,579	3,936,386	224,576
FF&E	0	0	0	0
Inflation	0	0	0	0
Technology	0	0	0	0
Testing	120,855	16,086	56,313	48,456
Guaranteed Max Price (GMP) & Refresh	4,578,542	576,089	3,826,334	176,119
Architectural & Engineering	264,145	210,405	53,739	1
CMS Fine Arts	4,636,380	1,468,421	2,861,832	306,127
FF&E	0	0	0	0
Inflation	0	0	0	0
Technology	0	0	0	0
Testing	124,408	35,723	44,066	44,619
Guaranteed Max Price (GMP) & Refresh	4,271,380	1,235,988	2,773,884	261,508
Architectural & Engineering	240,592	196,710	43,882	0
EMS Fine Arts	4,636,380	1,255,472	2,725,006	655,902
FF&E	0	0	0	0
Inflation	0	0	0	0
Technology	0	0	0	0
Testing	125,000	30,931	26,481	67,588
Guaranteed Max Price (GMP) & Refresh	4,271,380	1,027,832	2,675,953	567,596
Architectural & Engineering	240,000	196,710	22,572	20,718
Eddins	2,993,786			



