













Bonds Issued (2000 Series)	12,500,000	12,500,000	0
Bonds Issued (2016 Series)	220,000,000	167,500,000	52,500,000
Land Sold	1,873,681	1,873,681	0
Erate	188,494	188,494	0
Interest Earned	1,399,781	1,399,781	0
Other	2,936		







HVAC, Roof, End of Life	21,011,955	1,797,999	140,715	19,073,242
2011 Program Facility Upgrades	4,068,381	0	12,000	4,056,381
Carpet	850,000	0	0	850,000
Electrical	368,400	656	4,345	363,400
Equipment	0	0	0	0
Flooring	0	0	0	0
HVAC	5,455,225	0	0	5,455,225
ITE & GE	30,000	0	0	30,000
Lighting	410,500	0	0	410,500
Paint	550,000	0	0	550,000
Parking	1,312,200	612,303	5,487	694,409
Plumbing	143,000	0	0	143,000
Roof	5,954,153	0	0	5,954,153
Transformer	7,500	0	0	7,500
Wash Stations	48,000	0	0	48,000
Water Coolers	230,550	0	0	230,550
Facility Upgrades	1,494,046	1,185,040	118,883	190,123
Boilers	90,000	0	0	90,000
Wall Finish	0	0	0	0
Transportation & Fueling	4,700,000	24,075	6,470	4,669,455
Fees & Equipment	490,000	20,930	6,470	462,600
Fencing	100,000	0	0	100,000
Fueling Center	435,000	0	0	435,000
Inflation	900,000	0	0	900,000
Paving	2,775,000	3,145	0	2,771,855
Athletic Turfs	6,022,000	2,858,618	2,087,735	1,075,647
Athletic Turfs	6,022,000	2,858,618	2,087,735	1,075,647
Athletics Refresh (2016 Construction Fund Only)	2,750,200	366,972	14,400	2,368,828
Athletics Refresh	2,750,200	366,972	14,400	2,368,828
Fine Arts Refresh (2016 Construction Fund Only)	3,300,000	303,569	71,742	2,924,689
Fine Arts Refresh	3,300,000	303,569	71,742	2,924,689
Furniture Refresh (2016 Construction Fund Only)	3,700,000	300,068	316,067	3,083,865
Furniture Refresh	3,700,000	300,068	316,067	3,083,865
Digital Marquees	927,807	600	334,802	592,405
Digital Marquees	927,807	600	334,802	592,405
Technology (2016 Construction Fund Only)	24,700,000	1,996,281	1,854,063	20,849,656
Technology	24,700,000	1,996,281	1,854,063	20,849,656
1:World (2016 Construction Fund Only)	6,000,000	0	0	6,000,000
1:World	6,000,000	0	0	6,000,000
Elementary #22	700,000	0	0	700,000
Elementary #22	700,000	0	0	700,000
Maintenance Building	4,500,000	0	0	4,500,000
Maintenance Building	4,500,000	0	0	4,500,000
Land Purchase	4,000,000	1,652,443	9,570	2,337,987
Land Purchase	4,000,000	1,652,443	9,570	2,337,987

Stadium & Event Center Funding Check				
Project	Budget	Actual Expenditures	Encumbrances	Remaining
Stadium (General Operating, 2011 Bond & 2016 Bond)	69,931,556	54,337,570	15,306,649	287,337
Payment to City (Sewer & Turn Lanes)	936,126	936,126	0	0
FF&E	658,900	180,751	252,900	225,249
Technology	602,856	317,696	223,247	61,914
Easements	102,500	102,500	0	0
Testing	762,118	591,890	170,053	174
Pre-Construction Services - Manhattan	37,500	37,500	0	0
Advent (Branding Contract)	100,000	100,000	0	0
Guaranteed Max Price (GMP)	63,631,556	49,051,707	14,579,848	0
Architectural & Engineering	3,100,000	3,019,400	80,600	0