

Texas Education Agency
2023 Federal Report Card

Texas Education Agency
 2023 Federal Report Card
 JESSE MCGOWEN EL (043907123) - MCKINNEY ISD - COLLIN COUNTY

State ESSA Goals (Elementary Schools)											
	All Students	African American	Hispanic	White	American Indian	Asian	Pacific Islander	Two or More Races	Econ Disadv	Special Educ	EL (Current & Former)
Baseline Rates											49%
2022-23 through 2026-27											49%
2027-28 through 2031-32											51%
2032-33 through 2036-37											53%
2037-38											55%

Texas Education Agency
 2023 Federal Report Card
 JESSE MCGOWEN EL (043907123) - MCKINNEY ISD - COLLIN COUNTY

Part (i)(III) the indicators used to meaningfully differentiate all public schools in the State:

- a. Academic Achievement Indicator: STAAR Performance Status (Percent at Meets Grade Level or Above)
- b. Other Academic Indicator for Non-High Schools: STAAR Growth Status
- c. Graduation Rate: Federal Graduation Status
- d. ELP Indicator: English Learner Language Proficiency Status
- e. School Quality or Student Success (SQSS) Indicators: College, Career, and Military Readiness for High Schools and K-12s; Student Achievement Domain Score: STAAR only for All Other Schools without Annual Graduates

Part (i)(IV) the State's system for meaningfully differentiating all public schools in the State, including --
 (aa) the specific weight of the indicators in such differentiation

Campus Type	Indicator	Weight
Elementary and Middle Schools	Academic Achievement	30%
	Other Academic Indicator	50%
	English Learner Language Proficiency	10%
	SQSS: Student Achievement Domain Score: STAAR Component Only	10%
High Schools, K-12s, and AEAs	Academic Achievement	50%
	Federal Graduation Status or Academic Growth Status ¹	10%
	English Learner Language Proficiency	40%

Other Academic Indicator B* B* D

Texas Education Agency
2023 Federal Report Card
JESSE MCGOWEN EL (043907123) - MCKINNEY ISD - COLLIN COUNTY


(bb) the methodology by which the State differentiates all such schools. Total points for each component are determined by multiplying the percentage of evaluated indicators met by the corresponding weight and rounding to one decimal place. The Closing the Gaps domain score is the sum of the total points rounded to the nearest whole number and is further used to differentiate all public schools. See the accountability manual for details. [Chapter 4-2023 Closing the Gaps Domain](#)

(cc) the methodology by which the State differentiates a school as consistently underperforming for any subgroup of students. Texas uses the Closing the Gaps domain to identify campuses that have consistently under-performing student groups. A student group that misses the targets in at least the same three indicators, for three consecutive years, is considered 'consistently underperforming'. Any campus not identified for Comprehensive Support and Improvement (CSI) that has at least one consistently underperforming student group is identified for Targeted Support and Improvement (TSI). TSI identifies both Title I and non-Title I campuses. Data from 2019, 2022, and 2023 are considered consecutive years for 2023 TSI identification. See the accountability manual for details. [Chapter 10-2023 Identification of Schools for Improvement](#)

(dd) the methodology by which the State identifies a school for comprehensive support and improvement. Texas annually ranks all Title I

Texas Education Agency
2023 Federal Report Card
JESSE MCGOWEN EL (043907123) - MCKINNEY ISD - COLLIN COUNTY

	State	District	Campus	African American	Hispanic	White	American Indian	Asian	Pacific Islander	Two or More Races	Econ Disadv	Non Econ Disadv	CWD	CWOD	EL	Male	Female				
--	-------	----------	--------	------------------	----------	-------	-----------------	-------	------------------	-------------------	-------------	-----------------	-----	------	----	------	--------	--	--	--	--



Texas Education Agency
2023 Federal Report Card
JESSE MCGOWEN EL (043907123) - MCKINNEY ISD - COLLIN COUNTY

	State	District	Campus	African American	Hispanic	White	American Indian	Asian	Pacific Islander	Two or More Races	Econ Disadv	Non Econ Disadv	CWD	CWOD	EL	Male	Female	Migrant			
--	-------	----------	--------	------------------	----------	-------	-----------------	-------	------------------	-------------------	-------------	-----------------	-----	------	----	------	--------	---------	--	--	--




Texas Education Agency
 2023 Federal Report Card
 JESSE MCGOWEN EL (043907123) - MCKINNEY ISD - COLLIN COUNTY

	All Students	African American	Hispanic	White	American Indian	Asian	Pacific Islander	Two or More Races	Econ Disadv	CW	EL
Male	64	63	66	61	-	79	-	67	60	63	60
Female	69	62	66	72	-	72	-	80	64	60	81

- Indicates there are no students in the group.

masked due to small numbers to protect student confidentiality.

n rates for the class of 2022.



Texas Education Agency
 2023 Federal Report Card
 JESSE MCGOWEN EL (043907123) - MCKINNEY ISD - COLLIN COUNTY

Part (v): School Quality or Student Success (SQSS)

This section provides information on the other indicators of school quality or student success, which is college, career and military readiness (CCMR) for high schools and average performance rate of the three STAAR performance levels of all students, regardless of whether they were in the accountability subset, for elementary and secondary schools without a graduation rate. (CWD: children with disability; EL: English learner)

	All Students	African American	Hispanic	White	American Indian	Asian	Pacific Islander	Two or More Races	Econ Disadv	CWD	EL
Student Success (Student Achievement Domain Score: STAAR Component Only)											
STAAR Component Score	56	44	46	65	-	61	-	62	44	39	38
School Quality (College, Career, and Military Readiness Performance)											
%Students meeting CCMR	-	-	-	-	-	-	-	-	-	-	-

Texas Education Agency
2023 Federal Report Card
JESSE MCGOWEN EL (043907123) - MCKINNEY ISD - COLLIN COUNTY

	All Students	African American	Hispanic	White	American Indian	Asian	Pacific Islander	Two or More Races	Econ Disadv	CWD	EL +
Long-Term Goals	75%	67%	72%	80%	74%	91%	76%	78%	70%	65%	73%
Target Met	N	N	N	N		N		N	N	N	N
English Learner Language Proficiency Status											
Interim Goals (2023-2027)											49%
Target Met											Y
Interim Goals (2028-2032)											51%
Target Met											Y
Interim Goals (2033-2037)											53%
Target Met											Y
Long-Term Goals											55%
Target Met											Y
Federal Graduation Status											
Interim Goals (2023-2027)	90.0%	86.3%	88.1%	93.8%	87.4%	96.7%	88.3%	90.8%	86.7%	79.7%	80%
Target Met											
Interim Goals (2028-2032)	92.7%	90.2%	91.4%	95.2%	90.9%	97.1%	91.5%	93.2%	90.5%	85.8%	86%
Target Met											
Interim Goals (2033-2037)	95.4%	94.1%	94.7%	96.6%	94.4%	97.5%	94.7%	95.6%	94.3%	91.9%	92%
Target Met											
Long-Term Goals	98%	98%	98%	98%	98%	98%	98%	98%	98%	98%	98%
Target Met											

Blank cell indicates there are no data available in the group.

+ STAAR Performance and Graduation use EL(Current & Monitored), EL English Learner Language Proficiency uses EL (Current).

Part (vii): STAAR Participation

This section provides the percentage of students assessed and not assessed on STAAR for mathematics, reading/ELA, and science for the 2022-23 school year. (CWD: children with disability; CWOD: children without disability; EL: English learner)


	Campus	African American	Hispanic	White	American Indian	Asian	Pacific Islander	Two or More Races	Econ Disadv	Non Econ Disadv	CWD	CWOD	EL	Male	Female	Migrant
Participation Rate																
All Subjects	All Students	100%	100%	100%	100%	-	100%	-	100%	100%	100%	100%	100%	100%	100%	-
	CWD	100%	100%	100%	100%	-	100%	-	100%	100%	100%	100%	-	100%	100%	-
	CWOD	100%	100%	100%	100%	-	100%	-	100%	100%	-	100%	100%	100%	100%	-
	EL	100%	*	100%	100%	-	100%	-	100%	100%	100%	100%	100%	100%	100%	-
	Male	100%	100%	100%	100%	-	100%	-	100%	100%	100%	100%	100%	100%	-	-

Male
0
0
0 0

Texas Education Agency
 2023 Federal Report Card
 JESSE MCGOWEN EL (043907123) - MCKINNEY ISD - COLLIN COUNTY

	Total
Incidents of threats of physical attack without a weapon	0
Incidents of possession of a firearm or explosive device	0
Allegations of Harassment or bullying	
On the basis of race	-11
On the basis of disability	-11
On the basis of sexual orientation	-11
On the basis of religion	-11

Part (viii)(II) This section provides information from the 2020-21 CRDC surveys, submitted by school districts to the Office for Civil Rights, on the number of students enrolled in preschool programs and accelerated coursework to earn postsecondary credit while still in high school.



Texas Education Agency
2023 Federal Report Card

State Level: 2022 NAEP Participation Rates for Students with Disabilities and English Learners			
Grade	Subject	Student Group	Rate
Grade 4	Reading	Students with Disabilities	89%
		English Learners	95%
	Mathematics	Students with Disabilities	87%
		English Learners	95%
Grade 8	Reading	Students with Disabilities	89%
		English Learners	97%
	Mathematics	Students with Disabilities	93%
		English Learners	97%

Part (xiii): Cohort Rate of Graduates Enrolled in Postsecondary Education

This section provides information on the cohort rate at which students who graduated from high school in the 2020-21 school year enrolled in a Texas public postsecondary education institution in the 2021-22 academic year in (I) programs of public postsecondary education in Texas; (II) programs of private postsecondary education in Texas; and (III) programs of postsecondary education outside Texas. (CWD: children with disability; EL: English learner)

There is no data for this campus.

Part (xiv): Additional Information - Chronic Absenteeism

This section provides information on the Chronic Absenteeism per EDFacts definition: percent of unduplicated number of K - 12 students enrolled in a school for at least 10 days and absent for 10% or more days during the 2021-22 school year. (CWD: children with disability; EL: English learner)

	All Students	African American	Hispanic	White	American Indian	Asian	Pacific Islander	Two or More Races	Econ Disadv	CWD	EL
Chronic Absenteeism Rate	27%	28%	40%	20%	*	26%	-	26%	39%	35%	34%

- Indicates there are no students in the group.

* Indicates results are masked due to small numbers to protect student confidentiality.