

2022-23 Texas Academic Performance Report (TAPR)

District Name: MCKINNEY ISD

Campus Name: J B WILMETH EL

Campus Number: 043907122

This page is intentionally blank.

Texas Education Agency
2022-23 STAAR Performance (TAPR)
J B WILMETH EL (043907122) - MCKINNEY ISD - COLLIN COUNTY

	School Year	State	District	Campus	African American	Hispanic	White	American Indian	Asian	Pacific Islander	Two or More Races	Special Ed (Current)	Special Ed (Former)	Continuously Enrolled	Non-Continuously Enrolled	Econ Disadv	EB & EL (Current & Monitored)
STAAR Performance Rates by Tested Grade, Subject, and Performance Level																	
Grade 3 Reading																	
At Approaches Grade Level or Above	2023	76%	83%	88%	70%	100%	86%	-	100%	-	90%	58%	*	88%	88%	50%	*
	2022	76%	84%	92%	86%	83%	96%	-	90%	-	86%	75%	*	92%	94%	89%	*
At Meets Grade Level or Above	2023	50%	62%	71%	60%	75%	73%	-	83%	-	60%	37%	*	74%	59%	42%	*
	2022	51%	61%	76%	43%	75%	82%	-	80%	-	57%	50%	*	73%	88%	56%	*
At Masters Grade Level	2023	20%	24%	27%	20%	38%	27%	-	33%	-	20%	26%	*	27%	29%	8%	*
	2022	30%	38%	48%	29%	25%	49%	-	80%	-	57%	17%	*	47%	53%	22%	*
Grade 3 Mathematics																	
At Approaches Grade Level or Above	2023	73%	79%	86%	70%	88%	85%	-	100%	-	91%	58%	80%	85%	89%	67%	*
	2022	71%	79%	89%	71%	75%	93%	-	90%	-	100%	58%	*	88%	94%	78%	*
At Meets Grade Level or Above	2023	45%	52%	56%	20%	63%	58%	-	75%	-	55%	37%	80%	55%	61%	25%	*
	2022	43%	52%	68%	43%	42%	76%	-	90%	-	43%	33%	*	65%	82%	56%	*
At Masters Grade Level	2023	19%	24%	30%	10%	25%	27%	-	58%	-	36%	21%	40%	31%	28%	0%	*
	2022	21%	27%	40%	14%	17%	49%	-	50%	-	14%	8%	*	36%	53%	33%	*
Grade 4 Reading																	
At Approaches Grade Level or Above	2023	77%	86%	96%	100%	100%	97%	*	91%	-	86%	75%	100%	96%	96%	83%	*
	2022	77%	84%	93%	75%	86%	97%	-	83%	-	*	86%	100%	95%	86%	78%	*
At Meets Grade Level or Above	2023	48%	58%	69%	50%	77%	66%	*	82%	-	71%	42%	56%	63%	82%	58%	*
	2022	54%	64%	75%	63%	57%	80%	-	67%	-	*	57%	75%	78%	68%	67%	*
At Masters Grade Level	2023	22%	29%	37%	25%	31%	41%	*	55%	-	14%	8%	44%	38%	36%	25%	*
	2022	28%	36%	45%	50%	43%	44%	-	67%	-	*	33%	63%	45%	45%	44%	*
Grade 4 Mathematics																	
At Approaches Grade Level or Above	2023	71%	77%	91%	88%	100%	92%	*	91%	-	71%	67%	89%	89%	96%	92%	*
	2022	70%	77%	88%	88%	86%	89%	-	100%	-	*	67%	100%	89%	86%	78%	*
At Meets Grade Level or Above	2023	48%	55%	73%	50%	77%	73%	*	91%	-	57%	25%	67%	72%	75%	75%	*
	2022	43%	52%	69%	88%	57%	69%	-	67%	-	*	43%	72%				*



Texas Education Agency
2022-23 STAAR Performance (TAPR)
J B WILMETH EL (043907122) - MCKINNEY ISD - COLLIN COUNTY

	School Year	State	District	Campus	African American	Hispanic	White	American Indian	Asian	Pacific Islander	Two or More Races	Special Ed (Current)	Special Ed (Former)	Continuously Enrolled	Non-Continuously Enrolled	Econ Disadv	EB & EL
--	-------------	-------	----------	--------	------------------	----------	-------	-----------------	-------	------------------	-------------------	----------------------	---------------------	-----------------------	---------------------------	-------------	---------




Texas Education Agency
 2022-23 Progress (TAPR)
 J B WILMETH EL (043907122) - MCKINNEY ISD - COLLIN COUNTY

	School Year	State	District	Campus	African American	Hispanic	White	American Indian	Asian	Pacific Islander	Two or More Races	Special Ed (Current)	Special Ed (Former)	Continuously Enrolled	Non-Continuously Enrolled	Econ Disadv	EB/EL (Current & Monitored)
School Progress - Annual Growth by Grade and Subject																	
Grade 4 ELA/Reading	2023	55%	60%	64%	56%	73%	63%	*	77%	-	50%	59%	56%	64%	63%	54%	*
Grade 4 Mathematics	2023	63%	64%	74%	63%	88%	70%	*	91%	-	58%	50%	72%	72%	79%	75%	*
Grade 5 ELA/Reading	2023	65%	73%	65%	50%	60%	66%	-	67%	-	*	53%	83%	64%	69%	50%	*
Grade 5 Mathematics	2023	71%	74%	79%	89%	73%	79%	-	75%	-	*	80%	88%	80%	78%	90%	*
All Grades Both Subjects	2023	64%	72%	71%	65%	73%	70%	*	79%	-	69%	62%	76%	70%	72%	67%	86%
All Grades ELA/Reading	2023	63%	71%	64%	53%	66%	64%	*	74%	-	67%	55%	71%	64%	65%	52%	86%
All Grades Mathematics	2023	66%	72%	77%	76%	80%	75%	*	85%	-	72%						



Texas Education Agency
 2022-23 Bilingual Education/English as a Second Language (Current EB Students/EL) (TAPR)
 J B WILMETH EL (043907122) - MCKINNEY ISD - COLLIN COUNTY

	School Year	State	District	Campus	Total Bilingual Education	BE-Trans Early Exit	BE-Trans Late Exit	BE-Dual Two-Way	BE-Dual One-Way	ALP Bilingual (Exception)	Total ESL	ESL Content-Based	ESL Pull-Out	ALP ESL (Waiver)	EB/EL with Parental Denial	Never EB/EL	Total EB/EL (Current)	Monitored & Former EB/EL
All Grades ELA/Reading	2023	35%	41%	38%	-	-	-	-	-	-	-	-	-	-	-	-	-	-







There is no data for this campus.

There is no data for this campus.

Texas Education Agency
 2022-23 Student Information (TAPR)
 J B WILMETH EL (043907122) - MCKINNEY ISD - COLLIN COUNTY

Student Information	Membership				Enrollment			
	Campus		District	State	Campus		District	State
	Count	Percent			Count	Percent		
Total Students	544	100.0%	23,174	5,504,150	544	100.0%	23,342	5,518,432
Students by Grade:								
Early Childhood Education	0	0.0%	0.4%	0.3%	0	0.0%	0.9%	0.5%
Pre-Kindergarten	0	0.0%	1.6%	4.4%	0	0.0%	1.6%	4.4%
Pre-Kindergarten: 3-year Old	0	0.0%	0.3%	0.7%	0	0.0%	0.3%	0.7%
Pre-Kindergarten: 4-year Old	0	0.0%	1.2%	3.7%	0	0.0%	1.2%	3.7%
Kindergarten	70	12.9%	6.4%	6.7%	70	12.9%	6.4%	6.7%
Grade 1	68	12.5%	6.8%	7.2%	68	12.5%	6.8%	7.2%
Grade 2	96	17.6%	6.9%	7.2%	96	17.6%	6.9%	7.2%
Grade 3	95	17.5%	7.3%	7.2%	95	17.5%	7.2%	7.1%
Grade 4	103	18.9%	6.7%	7.2%	103	18.9%	6.7%	7.1%
Grade 5	112	20.6%	7.1%	7.2%	112	20.6%	7.0%	7.2%
Grade 6	0	0.0%	7.3%	7.3%	0	0.0%	7.2%	7.2%
Grade 7	0	0.0%	7.7%	7.4%	0	0.0%	7.7%	7.4%
Grade 8	0	0.0%	8.3%	7.7%	0	0.0%	8.2%	7.7%
Grade 9	0	0.0%	8.9%	8.7%	0	0.0%	8.9%	8.7%
Grade 10	0	0.0%	8.6%	7.9%	0	0.0%	8.5%	7.9%
Grade 11	0	0.0%	8.1%	7.0%	0	0.0%	8.0%	7.0%
Grade 12	0	0.0%	7.9%	6.6%	0	0.0%	8.1%	6.6%
Ethnic Distribution:								
African American	60	11.0%	15.5%	12.8%	60	11.0%	15.5%	12.8%
Hispanic	66	12.1%	28.7%	53.0%	66	12.1%	28.7%	52.9%
White	316	58.1%	43.4%	25.6%	316	58.1%	43.5%	25.7%
American Indian								

Texas Education Agency
 2022-23 Student Information (TAPR)
 J B WILMETH EL (043907122) - MCKINNEY ISD - COLLIN COUNTY

Student Information	Membership				Enrollment			
	Campus		District	State	Campus		District	State
	Count	Percent			Count	Percent		
Students w/ Dyslexia	64	11.8%	9.4%	5.5%	64	11.8%	9.3%	5.5%
Foster Care	0	0.0%	0.1%	0.2%	0	0.0%	0.1%	0.2%
Homeless	2	0.4%	1.4%	1.3%	2	0.4%	1.4%	1.3%
Immigrant	13	2.4%	2.4%	2.2%	13	2.4%	2.3%	2.2%
Migrant	0	0.0%	0.0%	0.3%	0	0.0%	0.0%	0.3%
Title I	0	0.0%	16.3%	64.6%	0	0.0%	16.4%	64.6%
Military Connected	27	5.0%	5.5%	3.6%	27	5.0%	5.5%	3.6%
At-Risk	72	13.2%	31.9%	53.3%	72	13.2%	31.7%	53.3%
Students by Instructional Program:								
Bilingual/ESL Education	24	4.4%	14.4%	23.2%	24	4.4%	14.3%	23.2%
Career and Technical Education	0	0.0%	23.5%	26.5%	0	0.0%	23.4%	26.5%
Career and Technical Education (9-12 grades only)	0	0.0%	57.6%	72.3%	0	-	57.2%	72.2%
Gifted and Talented Education	96	17.6%	12.4%	8.2%	96	17.6%	12.3%	8.2%
Special Education	88	16.2%	15.0%	12.6%	88	16.2%	15.4%	12.7%
Students with Disabilities by Type of Primary Disability:								
Total Students with Disabilities	88							
By Type of Primary Disability								
Students with Intellectual Disabilities	16	18.2%	36.3%	44.1%				
Students with Physical Disabilities	40	45.5%	26.9%	20.0%				
Students with Autism	19	21.6%	14.3%	15.5%				
Students with Behavioral Disabilities	**	**	20.6%	18.8%				
Students with Non-Categorical Early Childhood	*	*	1.9%	1.6%				
Mobility (2021-22):								
Total Mobile Students	40	7.8%	13.4%	16.8%				
By Ethnicity:								
African American	8	1.6%	3.5%	3.3%				
Hispanic	6	1.2%	3.9%	8.7%				
White	12	2.3%	4.2%	3.4%				
American Indian	2	0.4%	0.1%	0.1%				
Asian	7	1.4%	0.9%	0.7%				
Pacific Islander	0	0.0%	0.0%	0.0%				
Two or More Races	5	1.0%	0.9%	0.6%				
Count and Percent of Special Ed Students who are Mobile	4	4.3%	16.7%	18.6%				
Count and Percent of EB Students/EL who are Mobile	1	8.3%	15.1%	17.1%				
Count and Percent of Econ Dis Students who are Mobile	10	18.2%	16.7%	18.7%				
Student Attrition (2021-22):								
Total Student Attrition	32	7.2%	14.3%	18.1%				

Texas Education Agency
 2022-23 Student Information (TAPR)
 J B WILMETH EL (043907122) - MCKINNEY ISD - COLLIN COUNTY

Student Information	--Non-Special Education Rates--			---Special Education Rates---		
	Campus	District	State	Campus	District	State
Retention Rates by Grade:						
Kindergarten	0.0%	1.4%	1.5%	5.3%	4.8%	4.5%
Grade 1	0.0%	0.6%	2.5%	0.0%	0.6%	3.6%
Grade 2	0.0%	0.4%	1.6%	0.0%	0.9%	2.0%
Grade 3	1.2%	0.4%	0.8%	0.0%	0.3%	0.9%
Grade 4	0.0%	0.2%	0.5%	0.0%	0.3%	0.5%
Grade 5	0.0%	0.1%	0.3%	5.9%	0.6%	0.4%
Grade 6	-	0.1%	0.3%	-	0.0%	0.4%
Grade 7	-	0.1%	0.4%	-	0.0%	0.5%
Grade 8	-	0.2%	0.4%	-	0.0%	0.5%
Grade 9	-	5.5%	8.7%	-	18.1%	12.6%

Class Size Averages by Grade and Subject
 (Derived from teacher responsibility records):

Class Size Information	Campus	District	State
Elementary:			
Kindergarten	17.3	18.4	18.7
Grade 1	16.7	18.0	19.1
Grade 2	15.7	18.0	19.1
Grade 3	18.8	21.5	19.3
Grade 4	24.3	20.5	19.4
Grade 5	20.2	22.8	20.8
Grade 6	-	14.5	19.2
Secondary:			
English/Language Arts	-	16.3	16.2
Foreign Languages	-	19.4	18.8
Mathematics	-	17.2	17.5
Science	-	19.4	18.5
Social Studies	-	18.6	18.9

Texas Education Agency
2022-23 Staff Information (TAPR)
J B WILMETH EL (043907122) - MCKINNEY ISD - COLLIN COUNTY

- Indicates there is no data for the item.
- * Indicates results are masked due to small numbers.
- ** When only one student disability or assessment group is masked, then the second smallest student disability or assessment group is masked regardless of size.
- n/a Indicates data reporting is not applicable for this group.
- ? Indicates that the data for this item were statistically improbable or were reported outside a reasonable range.