

2022-23 Texas Academic Performance Report (TAPR)

District Name: MCKINNEY ISD

Campus Name: NAOMI PRESS EL

Campus Number: 043907124

This page is intentionally blank.

Texas Education Agency
2022-23 STAAR Performance (TAPR)
NAOMI PRESS EL (043907124) - MCKINNEY ISD - COLLIN COUNTY

NAOMI PRESS EL (043907124) - MCKINNEY ISD - COLLIN COUNTY														
---	--	--	--	--	--	--	--	--	--	--	--	--	--	--

--	--	--	--	--	--	--	--	--	--	--	--	--	--	--	--	--

--	--	--	--	--	--	--	--	--	--	--	--	--	--	--	--	--

--	--	--	--	--	--	--	--	--	--	--	--	--	--	--	--	--

--	--	--	--	--	--	--	--	--	--	--	--	--	--	--	--	--

--	--	--	--	--	--	--	--	--	--	--	--	--	--	--	--	--

Texas Education Agency
2022-23 STAAR Performance (TAPR)



Texas Education Agency
 2022-23 STAAR Performance (TAPR)
 NAOMI PRESS EL (043907124) - MCKINNEY ISD - COLLIN COUNTY

	School Year	State	District	Campus	African American	Hispanic	White	American Indian	Asian	Pacific Islander	Two or More Races	Special Ed (Current)	Special Ed (Former)	Continuously Enrolled	Non-Continuously Enrolled	Econ Disadv	EB & EL (Current & Monitored)
At Meets Grade Level or Above	2023	53%	67%	63%	50%	55%	70%	*	78%	*	74%	29%	81%	63%	63%	45%	40%
	2022	53%	64%	58%	39%	59%	62%	-	75%	-	84%	37%	57%	61%	52%	38%	53%
At Masters Grade Level	2023	20%	29%	27%	20%	24%	27%	*	50%	*	29%	16%	31%	24%	29%	18%	23%
	2022	25%	33%	33%	19%	27%	38%	-	50%	-	64%	15%	36%	35%	30%	13%	11%
All Grades Mathematics																	
At Approaches Grade Level or Above	2023	75%	84%	78%	62%	78%	87%	*	97%	*	71%	51%	88%	79%	77%	55%	77%
	2022	72%	83%	69%	51%	63%	82%	-	75%	-	76%	48%	71%	72%	64%	45%	63%
At Meets Grade Level or Above	2023	45%	60%	53%	37%	50%	60%	*	78%	*	48%	33%	50%	52%	54%	29%	53%
	2022	42%	57%	36%	19%	24%	46%	-	69%	-	52%	37%	36%	38%	33%	18%	42%
At Masters Grade Level	2023	19%	28%	25%	12%	21%	24%	*	69%	*	32%	14%	19%	22%	29%	10%	33%
	2022	20%	30%	16%	5%	10%	22%	-	44%	-	28%	9%	21%	17%	14%	5%	0%
All Grades Science																	

Texas Education Agency
2022-23 STAAR Performance (TAPR)
NAOMI PRESS EL (043907124) - MCKINNEY ISD - COLLIN COUNTY

School
Year

State

District

Campus

African
American

Hispanic

White

American
Indian


Asian

Texas Education Agency
 2022-23 Progress (TAPR)
 NAOMI PRESS EL (043907124) - MCKINNEY ISD - COLLIN COUNTY

	School Year	State	District	Campus	African American	Hispanic	White	American Indian	Asian	Pacific Islander	Two or More Races	Special Ed (Current)	Special Ed (Former)	Continu	24 w	D	1	J	1	J	BT /TT3	8.09	Tf	570.38	517.96	

Texas Education Agency
 2022-23 Bilingual Education/English as a Second Language (Current EB Students/EL) (TAPR)
 NAOMI PRESS EL (043907124) - MCKINNEY ISD - COLLIN COUNTY

	School Year	State	District	Campus	Total Bilingual Education	BE-Trans Early Exit	BE-Trans Late Exit	BE-Dual Two-Way	BE-Dual One-Way	ALP Bilingual (Exception)	Total ESL							



Texas Education Agency
 2022-23 STAAR Participation (TAPR)
 NAOMI PRESS EL (043907124) - MCKINNEY ISD - COLLIN COUNTY


	State	District	Campus	African American	Hispanic	White	American Indian	Asian	Pacific Islander	Two or More Races	Special Ed (Current)	Special Ed (Former)	Continuously Enrolled	Non-Continuously Enrolled	Econ Disadv	EB & EL (Current & Monitored)
Not Included in Accountability: Other Exclusions	1%	0%	1%	3%	0%	0%	-	0%	-	0%	0%	0%	0%	2%	0%	*
Not Tested	2%	1%	0%	0%	0%	0%	-	0%	-	0%	0%	0%	0%	0%	0%	*
Absent	1%	0%	0%	0%	0%	0%	-	0%	-	0%	0%	0%	0%	0%	0%	*
Other	0%	1%	0%	0%	0%	0%	-	0%	-	0%	0%	0%	0%	0%	0%	*

* Indicates results are masked due to small numbers to protect student confidentiality.

- Indicates there are no students in the group.

Texas Education Agency
 2022-23 Attendance, Graduation, and Dropout Rates (TAPR)
 NAOMI PRESS EL (043907124) - MCKINNEY ISD - COLLIN COUNTY

	State	District	Campus	African American	Hispanic	White	American Indian	Asian	Pacific Islander	Two or More Races	Special Ed	Econ Disadv	EB/EL
Attendance Rate													
2021-22	92.2%	93.3%	93.1%	93.3%	91.9%	93.6%	*	92.6%	*	93.8%	92.1%	90.7%	93.1%
2020-21	95.0%	95.3%	94.3%	92.7%	93.1%	95.8%	*	97.5%	-	94.5%	92.9%	90.3%	94.8%
Chronic Absenteeism													
2021-22	25.7%	20.0%	22.3%	23.0%	30.0%	17.8%	*	19.6%	*	19.2%	29.8%	36.2%	18.8%
2020-21	15.0%	13.0%	17.8%	29.4%	24.5%	7.6%	*	0.0%	-	13.2%	24.6%	38.1%	18.4%
Annual Dropout Rate (Gr 7-8)													
2021-22	0.7%	0.7%	-	-	-	-	-	-	-	-	-	-	-
2020-21	0.9%	0.3%	-	-	-	-	-	-	-	-	-	-	-
Annual Dropout Rate (Gr 9-12)													
2021-22	2.2%	0.9%	-	-	-	-	-	-	-	-	-	-	-
2020-21	2.4%	0.6%	-	-	-	-	-	-	-	-	-	-	-
4-Year Longitudinal Rate (Gr 9-12)													
Class of 2022													
Graduated	89.7%												



Texas Education Agency
 2022-23 Graduation Profile (TAPR)
 NAOMI PRESS EL (043907124) - MCKINNEY ISD - COLLIN COUNTY

	Campus Count	Campus Percent	District Count	State Count
Graduatesf(2021-22 Annual Graduates)				
Total Graduates	-	-	1,892	368,686
By Ethnicity:				
African American	-	-	288	45,227
Hispanic	-	-	474	191,125
White	-	-	945	103,171
American Indian	-	-	8	1,159
Asian	-	-	112	18,794
Pacific Islander	-	-	2	569
Two or More Races	-	-	63	8,641
By Graduation Type:				
Minimum H.S. Program	-	-	0	433
Recommended H.S. Program/Distinguished Achievement Program	-	-	3	134
Foundation H.S. Program (No Endorsement)	-	-	96	51,023
Foundation H.S. Program (Endorsement)	-	-	35	14,179
Foundation H.S. Program (DLA)	-	-	1,758	302,917
Special Education Graduates				
Special Education Graduates	-	-	172	32,447
Economically Disadvantaged Graduates	-	-	530	194,571
Emergent Bilingual (EB)/English Learner (EL) Graduates	-	-	86	40,398
At-Risk Graduates	-	-	416	159,689


There is no data for this campus.

There is no data for this campus.

Texas Education Agency
 2022-23 Student Information (TAPR)
 NAOMI PRESS EL (043907124) - MCKINNEY ISD - COLLIN COUNTY

Student Information	Membership				Enrollment			
	Campus		District		Campus		District	
	Count	Percent	District	State	Count	Percent	District	State
Total Students	830	100.0%	23,174	5,504,150	830	100.0%	23,342	5,518,432
Students by Grade:								
Early Childhood Education	0	0.0%	0.4%	0.3%	0	0.0%	0.9%	0.5%
Pre-Kindergarten	0	0.0%	1.6%	4.4%	0	0.0%	1.6%	4.4%
Pre-Kindergarten: 3-year Old	0	0.0%	0.3%	0.7%	0	0.0%	0.3%	0.7%
Pre-Kindergarten: 4-year Old	0	0.0%	1.2%	3.7%	0	0.0%	1.2%	3.7%
Kindergarten	138	16.6%	6.4%	6.7%	138	16.6%	6.4%	6.7%
Grade 1	171	20.6%	6.8%	7.2%	171	20.6%	6.8%	7.2%
Grade 2	130	15.7%	6.9%	7.2%	130	15.7%	6.9%	7.2%
Grade 3	144							

15.7%



Texas Education Agency
 2022-23 Student Information (TAPR)
 NAOMI PRESS EL (043907124) - MCKINNEY ISD - COLLIN COUNTY

Student Information	Membership				Enrollment			
	Campus		District		Campus		District	
	Count	Percent	District	State	Count	Percent	District	State
Students w/ Dyslexia	48	5.8%	9.4%	5.5%	48	5.8%	9.3%	5.5%
Foster Care	0	0.0%	0.1%	0.2%	0	0.0%	0.1%	0.2%
Homeless	18	2.2%	1.4%	1.3%	18	2.2%	1.4%	1.3%
Immigrant	18	2.2%	2.4%	2.2%	18	2.2%	2.3%	2.2%
Migrant	0	0.0%	0.0%	0.3%	0	0.0%	0.0%	0.3%
Title I	0	0.0%	16.3%	64.6%	0	0.0%	16.4%	64.6%
Military Connected	71	8.6%	5.5%	3.6%	71	8.6%	5.5%	3.6%
At-Risk	242	29.2%	31.9%	53.3%	242	29.2%	31.7%	53.3%
Students by Instructional Program:								
Bilingual/ESL Education	66	8.0%	14.4%	23.2%	66	8.0%	14.3%	23.2%
Career and Technical Education	0	0.0%	23.5%	26.5%	0	0.0%	23.4%	26.5%
Career and Technical Education (9-12 grades only)	0	0.0%	57.6%	72.3%	0	-	57.2%	72.2%
Gifted and Talented Education	76	9.2%	12.4%	8.2%	76	9.2%	12.3%	8.2%
Special Education	99	11.9%	15.0%	12.6%	99	11.9%	15.4%	12.7%
Students with Disabilities by Type of Primary Disability:								
Total Students with Disabilities	99							
By Type of Primary Disability								
Students with Intellectual Disabilities	20	20.2%	36.3%	44.1%				
Students with Physical Disabilities	58	58.6%	26.9%	20.0%				
Students with Autism	10	10.1%	14.3%	15.5%				

Texas Education Agency
2022-23 Student Information (TAPR)

Redacted Student Information						
Redacted	Redacted	Redacted	Redacted	Redacted	Redacted	Redacted

Texas Education Agency
2022-23 Staff Information (TAPR)
NAOMI PRESS EL (043907124) - MCKINNEY ISD - COLLIN COUNTY

Staff Information	----- Campus -----		District	State
	Count/Average	Percent		
Number of Students per Teacher	17.4	n/a	14.6	14.8

Staff Information	Campus	District	State
Experience of Campus Leadership:			
Average Years Experience of Principals	1.0	8.2	6.1
Average Years Experience of Principals with District	1.0	8.0	5.3
Average Years Experience of Assistant Principals	2.0	7.3	5.2
Average Years Experience of Assistant Principals with District	2.0	5.8	4.4
Average Years Experience of Teachers:			
Average Years Experience of Teachers	12.6	12.4	11.0
Average Years Experience of Teachers with District:	6.0	7.7	6.9
Average Teacher Salary by Years of Experience (regular duties only):			
Beginning Teachers	\$60,592	\$60,206	\$53,300
1-5 Years Experience	\$60,625	\$60,225	\$56,516
6-10 Years Experience	\$61,945	\$62,175	\$59,732
11-20 Years Experience	\$66,023	\$65,871	\$63,389
21-30 Years Experience	\$70,461	\$70,228	\$67,876
Over 30 Years Experience	\$78,165	\$75,184	\$72,560
Average Actual Salaries (regular duties only):			
Teachers	\$64,324	\$64,448	\$60,717
Professional Support	\$70,539	\$74,516	\$72,022
Campus Administration (School Leadership)	\$79,338	\$88,556	\$85,167
Instructional Staff Percent:			
	n/a	77.8%	65.1%
Contracted Instructional Staff (not incl. above):			
	0.0	0.0	2,105.4

Program Information	----- Campus -----		District	State
	Count	Percent		
Teachers by Program (population served):				
Bilingual/ESL Education	0.0	0.0%	5.3%	5.9%
Career and Technical Education	0.0	0.0%	2.7%	5.4%
Compensatory Education	0.0	0.0%	0.4%	3.2%
Gifted and Talented Education	0.8	1.6%	2.2%	1.7%
Regular Education	41.8	87.8%	78.0%	70.6%
Special Education	5.0	10.5%	11.3%	9.7%
Other	0.0	0.0%	0.2%	3.5%

Texas Education Agency
2022-23 Staff Information (TAPR)
NAOMI PRESS EL (043907124) - MCKINNEY ISD - COLLIN COUNTY

- Indicates there is no data for the item.
- * Indicates results are masked due to small numbers.
- ** When only one student disability or assessment group is masked, then the second smallest student disability or assessment group is masked regardless of size.
- n/a Indicates data reporting is not applicable for this group.
- ? Indicates that the data for this item were statistically improbable or were reported outside a reasonable range.