

2022-23 Texas Academic Performance Report (TAPR)

District Name: MCKINNEY ISD

Campus Name: LIZZIE NELL CUNDIFF MCCLURE EL

Campus Number: 043907126

This page is intentionally blank.

Texas Education Agency
2022-23 STAAR Performance (TAPR)
LIZZIE NELL CUNDIFF MCCLURE EL (043907126) - MCKINNEY ISD - COLLIN COUNTY

School Year	State	District	Campus	African American															
-------------	-------	----------	--------	------------------	--	--	--	--	--	--	--	--	--	--	--	--	--	--	--

Texas Education Agency
2022-23 STAAR Performance (TAPR)
LIZZIE NELL CUNDIFF MCCLURE EL (043907126) - MCKINNEY ISD - COLLIN COUNTY

School
Year

State

District

Campus

African
American

Hispanic

White

American

Texas Education Agency
 2022-23 STAAR Performance (TAPR)
 LIZZIE NELL CUNDIFF MCCLURE EL (043907126) - MCKINNEY ISD - COLLIN COUNTY

	School Year	State	District	Campus	African American	Hispanic	White	American Indian	Asian	Pacific Islander	Two or More Races	Special Ed (Current)	Special Ed (Former)	Continuously Enrolled	Non-Continuously Enrolled	Econ Disadv	EB & EL (Current & Monitored)
At Meets Grade Level or Above	2023	53%	67%	64%	39%	58%	70%	-	67%	-	63%	35%	71%	65%	62%	47%	42%
	2022	53%	64%	64%	54%	57%	68%	-	67%	-	62%	40%	67%	64%	64%	46%	21%
At Masters Grade Level	2023	20%	29%	31%	15%	26%	34%	-	39%	-	33%	7%	24%	29%	37%	13%	17%
	2022	25%	33%	35%	17%	28%	39%	-	41%	-	48%	21%	33%	34%	38%	12%	14%
All Grades Mathematics																	
At Approaches Grade Level or Above	2023	75%	84%	84%	70%	82%	87%	-	85%	-	83%	60%	88%	86%	78%	71%	75%
	2022	72%	83%	83%	66%	70%	89%	-	89%	-	81%	70%	100%	85%	79%	59%	71%










4 ELA/Reading
4 Mathematics

		Econ Disadv	Monit
4%		77%	64%
%		38%	36%
	8%	54%	*
	63%	63%	*
	70%	58%	58%
	74%	66%	75%

Texas Education Agency
 2022-23 Bilingual Education/English as a Second Language (Current EB Students/EL) (TAPR)
 LIZZIE NELL CUNDIFF MCCLURE EL (043907126) - MCKINNEY ISD - COLLIN COUNTY

	School Year	State	District	Campus	Total Bilingual Education	BE-Trans Early Exit	BE-Trans Late Exit	BE-Dual Two-Way	BE-Dual One-Way	ALP Bilingual (Exception)	Total ESL	ESL Content-Based	ESL Pull-Out	ALP ESL (Waiver)	EB/EL with Parental Denial	Never EB/EL	Total EB/EL (Current)	Monitored & Former EB/EL
All Grades ELA/Reading	2023	35%	41%	53%	-	-	-	-	-	-	*	-	*	-	-	56%	*	-
All Grades Mathematics	2023	40%	46%	38%	-	-	-	-	-	-	*	-	*	-	-	41%	*	-

* Indicates results are masked due to small numbers to protect student confidentiality.
 - Indicates there are no students in the group.
 Blank cell indicates there are no data available in the group.



Texas Education Agency
 2022-23 STAAR Participation (TAPR)
 LIZZIE NELL CUNDIFF MCCLURE EL (043907126) - MCKINNEY ISD - COLLIN COUNTY

	State	District	Campus	African American	Hispanic	White	American Indian	Asian	Pacific Islander	Two or More Races	Special Ed (Current)	Special Ed (Former)	Continuously Enrolled	Non-Continuously Enrolled	Econ Disadv	EB & EL (Current & Monitored)
Not Included in Accountability: Other Exclusions	1%	0%	0%	0%	0%	0%	-	0%	-	0%	0%	*	0%	0%	0%	*
Not Tested	2%	1%	0%	0%	0%	0%	-	0%	-	0%	0%	*	0%	0%	0%	*
Absent	1%	0%	0%	0%	0%	0%	-	0%	-	0%	0%	*	0%	0%	0%	*
Other	0%	1%	0%	0%	0%	0%	-	0%	-	0%	0%	*	0%	0%	0%	*

*



There is no data for this campus.

There is no data for this campus.

There is no data for this campus.

Texas Education Agency
 2022-23 Staff Information (TAPR)
 LIZZIE NELL CUNDIFF MCCLURE EL (043907126) - MCKINNEY ISD - COLLIN COUNTY

Staff Information	----- Campus -----		District	State
	Count/Average	Percent		
Number of Students per Teacher	16.1	n/a	14.6	14.8

Staff Information	Campus	District	State
Experience of Campus Leadership:			
Average Years Experience of Principals	3.0	8.2	6.1
Average Years Experience of Principals with District	3.0	8.0	5.3
Average Years Experience of Assistant Principals	1.0	7.3	5.2
Average Years Experience of Assistant Principals with District	1.0	5.8	4.4
Average Years Experience of Teachers:			
Average Years Experience of Teachers	10.7	12.4	11.0
Average Years Experience of Teachers with District:	5.9	7.7	6.9
Average Teacher Salary by Years of Experience (regular duties only):			
Beginning Teachers	\$61,086	\$60,206	\$53,300
1-5 Years Experience	\$59,850	\$60,225	\$56,516
6-10 Years Experience	\$62,078	\$62,175	\$59,732
11-20 Years Experience	\$65,193	\$65,871	\$63,389
21-30 Years Experience	\$69,018	\$70,228	\$67,876
Over 30 Years Experience	\$78,062	\$75,184	\$72,560
Average Actual Salaries (regular duties only):			
Teachers	\$62,943	\$64,448	\$60,717
Professional Support	\$69,177	\$74,516	\$72,022
Campus Administration (School Leadership)	\$81,931	\$88,556	\$85,167
Instructional Staff Percent:			
	n/a	77.8%	65.1%
Contracted Instructional Staff (not incl. above):			
	0.0	0.0	2,105.4

Program Information	----- Campus -----		District	State
	Count	Percent		
Teachers by Program (population served):				
Bilingual/ESL Education	0.0	0.0%	5.3%	5.9%
Career and Technical Education	0.0	0.0%	2.7%	5.4%
Compensatory Education	0.0	0.0%	0.4%	3.2%

Texas Education Agency
2022-23 Staff Information (TAPR)
LIZZIE NELL CUNDIFF MCCLURE EL (043907126) - MCKINNEY ISD - COLLIN COUNTY

- Indicates there is no data for the item.
- * Indicates results are masked due to small numbers.
- ** When only one student disability or assessment group is masked, then the second smallest student disability or assessment group is masked regardless of size.
- n/a Indicates data reporting is not applicable for this group.
- ? Indicates that the data for this item were statistically improbable or were reported outside a reasonable range.