

This page is intentionally blank.

Texas Education Agency
2022-23 STAAR Performance (TAPR)
MCKINNEY H S (043907002) - MCKINNEY ISD - COLLIN COUNTY

| School Year | State | District | Campus | African American | Hispanic | White | American Indian | Asian | Pacific Islander | Two or More Races | Special Ed (Current) | Special Ed (Former) | Continuously | | | |
|-------------|-------|----------|--------|------------------|----------|-------|-----------------|-------|------------------|-------------------|----------------------|---------------------|--------------|--|--|--|
|-------------|-------|----------|--------|------------------|----------|-------|-----------------|-------|------------------|-------------------|----------------------|---------------------|--------------|--|--|--|

Texas Education Agency
2022-23 STAAR Performance (TAPR)
MCKINNEY H S (043907002) - MCKINNEY ISD - COLLIN COUNTY

| School Year | State | District | Campus | African American | | | | | | | | | | | | | | | |
|-------------|-------|----------|--------|------------------|--|--|--|--|--|--|--|--|--|--|--|--|--|--|--|
|-------------|-------|----------|--------|------------------|--|--|--|--|--|--|--|--|--|--|--|--|--|--|--|

Texas Education Agency
2022-23 Progress (TAPR)
MCKINNEY H S (043907002) - MCKINNEY ISD - COLLIN COUNTY

| | School Year | State | District | Campus | African American | Hispanic | White | American Indian | Asian | Pacific Islander | Two or More Races | Special Ed (Current) | Special Ed (Former) | Continuously Enrolled | | | |
|--|-------------|-------|----------|--------|------------------|----------|-------|-----------------|-------|------------------|-------------------|----------------------|---------------------|-----------------------|--|--|--|
|--|-------------|-------|----------|--------|------------------|----------|-------|-----------------|-------|------------------|-------------------|----------------------|---------------------|-----------------------|--|--|--|



Texas Education Agency
2022-23 Bilingual Education/English as a Second Language (Current EB Students/EL) (TAPR)
MCKINNEY H S (043907002) - MCKINNEY ISD - COLLIN COUNTY

| School Year | State | District | Campus | Total Bilingual Education | BE-Trans Early Exit | | | | | | | | | | | | | | | |
|-------------|-------|----------|--------|---------------------------|---------------------|--|--|--|--|--|--|--|--|--|--|--|--|--|--|--|
|-------------|-------|----------|--------|---------------------------|---------------------|--|--|--|--|--|--|--|--|--|--|--|--|--|--|--|



Texas Education Agency
 2022-23 Attendance, Graduation, and Dropout Rates (TAPR)
 MCKINNEY H S (043907002) - MCKINNEY ISD - COLLIN COUNTY

| | State | District | Campus | African American | Hispanic | White | American Indian | Asian | Pacific Islander | Two or More Races | Special Ed | Econ Disadv | EB/EL |
|---------------------|-------|----------|--------|------------------|----------|-------|-----------------|-------|------------------|-------------------|------------|-------------|-------|
| Attendance Rate | | | | | | | | | | | | | |
| 2021-22 | 92.2% | 93.3% | 91.0% | 89.9% | 89.8% | 92.0% | 91.6% | 94.1% | 94.6% | 91.5% | 89.0% | 88.7% | 88.6% |
| 2020-21 | 95.0% | 95.3% | 93.3% | 91.1% | 92.0% | 94.6% | 94.0% | 97.3% | * | 94.1% | 90.2% | 90.7% | 90.7% |
| Chronic Absenteeism | | | | | | | | | | | | | |
| 2021-22 | 25.7% | 20.0% | 32.1% | 36.4% | 37.7% | 27.3% | 34.6% | 17.6% | 16.7% | 29.2% | 42.5% | 43.0% | 46.3% |
| 2020-21 | 15.0% | 13.0% | 23.1% | 33.2% | 27.1% | 17.7% | 16.0% | 4.8% | 20.0% | 21.4% | 36.1% | 34.6% | 33.2% |
| Annual | | | | | | | | | | | | | |




Texas Education Agency
 2022-23 Graduation Profile (TAPR)
 MCKINNEY H S (043907002) - MCKINNEY ISD - COLLIN COUNTY

| | Campus Count | Campus Percent | District Count | State Count |
|--|--------------|----------------|----------------|-------------|
| Graduatesf(2021-22 Annual Graduates) | | | | |
| Total Graduates | 684 | 100.0% | 1,892 | 368,686 |
| By Ethnicity: | | | | |
| African American | 126 | 18.4% | 288 | 45,227 |
| Hispanic | 215 | 31.4% | 474 | 191,125 |
| White | 271 | 39.6% | 945 | 103,171 |
| American Indian | 6 | 0.9% | 8 | 1,159 |
| Asian | 40 | 5.8% | 112 | 18,794 |
| Pacific Islander | 1 | 0.1% | 2 | 569 |
| Two or More Races | 25 | 3.7% | 63 | 8,641 |
| By Graduation Type: | | | | |
| Minimum H.S. Program | 0 | 0.0% | 0 | 433 |
| Recommended H.S. Program/Distinguished Achievement Program | 3 | 0.4% | 3 | 134 |
| Foundation H.S. Program (No Endorsement) | 41 | 6.0% | 96 | 51,023 |
| Foundation H.S. Program (Endorsement) | 9 | 1.3% | 35 | 14,179 |
| Foundation H.S. Program (DLA) | 631 | 92.3% | 1,758 | 302,917 |
| Special Education Graduates | | | | |
| Special Education Graduates | 76 | 11.1% | 172 | 32,447 |
| Economically Disadvantaged Graduates | 249 | 36.4% | 530 | 194,571 |
| Emergent Bilingual (EB)/English Learner (EL) Graduates | 40 | 5.8% | 86 | 40,398 |
| At-Risk Graduates | 141 | 20.6% | 416 | 159,689 |

Texas Education Agency
 2022-23 College, Career, and Military Readiness (CCMR) (TAPR)
 MCKINNEY H S (043907002) - MCKINNEY ISD - COLLIN COUNTY

| Academic Year | State | District | Campus | African American | Hispanic | White | American Indian | Asian | Pacific Islander | Two or More Races | Special Ed | Econ Disadv | EB/EL |
|---------------|-------|----------|--------|------------------|----------|-------|-----------------|-------|------------------|-------------------|------------|-------------|-------|
| 2020-21 | 18.4% | 0.5% | 0.6% | 0.0% | 0.9% | | | | | | | | |



Texas Education Agency
2022-23 CCMR-Related Indicators (TAPR)
MCKINNEY H S (043907002) - MCKINNEY ISD - COLLIN COUNTY

| | Academic Year | State | District | Campus | African American | Hispanic | White | American Indian | Asian | | | | | |
|--|---------------|-------|----------|--------|------------------|----------|-------|-----------------|-------|--|--|--|--|--|
|--|---------------|-------|----------|--------|------------------|----------|-------|-----------------|-------|--|--|--|--|--|





Texas Education Agency
2022-23 Other Postsecondary Indicators (TAPR)
MCKINNEY H S (043907002) - MCKINNEY ISD - COLLIN COUNTY

| | Academic Year | State | | | | | | | | | | | | | | | | | | |
|------------|---------------|-------|--|--|--|--|--|--|--|--|--|--|--|--|--|--|--|--|--|--|
| [Redacted] | | | | | | | | | | | | | | | | | | | | |
| [Redacted] | | | | | | | | | | | | | | | | | | | | |

[Redacted]

[Redacted]



| |
|---------------------|
| Student Information |
| Total Score |

| |
|-------|
| 00.0% |
| 23 |

| |
|-----|
| 300 |
|-----|

| |
|--------|
| 23,342 |
| 5,518 |
| 432 |



Texas Education Agency
 2022-23 Student Information (TAPR)
 MCKINNEY H S (043907002) - MCKINNEY ISD - COLLIN COUNTY

| Student Information | Membership | | | | Enrollment | | | |
|---|------------|---------|----------|-------|------------|---------|----------|-------|
| | Campus | | District | State | Campus | | District | State |
| | Count | Percent | | | Count | Percent | | |
| Students w/ Dyslexia | 187 | 6.4% | 9.4% | 5.5% | 187 | 6.4% | 9.3% | 5.5% |
| Foster Care | 1 | 0.0% | 10.8% | 0.2% | 1 | 0.0% | 0.1% | 0.2% |
| Homeless | 36 | 1.2% | 1.4% | 1.3% | 36 | 1.2% | 1.4% | 1.3% |
| Immigrant | 52 | 1.8% | 2.4% | 2.2% | 52 | 1.8% | 2.3% | 2.2% |
| Migrant | 0 | 0.0% | 0.0% | 0.3% | 0 | 0.0% | 0.0% | 0.3% |
| Title I | 0 | 0.0% | 16.3% | 64.6% | 0 | 0.0% | 16.4% | 64.6% |
| Military Connected | 143 | 4.9% | 5.5% | 3.6% | 143 | 4.9% | 5.5% | 3.6% |
| At-Risk | 1,000 | 34.3% | 31.9% | 53.3% | 1,002 | 34.3% | 31.7% | 53.3% |
| Students by Instructional Program: | | | | | | | | |
| Bilingual/ESL Education | 370 | 12.7% | 14.4% | 23.2% | 370 | 12.7% | 14.3% | 23.2% |
| Career and Technical Education | 1,699 | 58.3% | 23.5% | 26.5% | 1,699 | 58.2% | 23.4% | 26.5% |
| Career and Technical Education (9-12 grades only) | 1,699 | 58.3% | 57.6% | 72.3% | 1,699 | 58.2% | 57.2% | 72.2% |
| Gifted and Talented Education | 289 | 9.9% | 12.4% | 8.2% | 289 | 9.9% | 12.3% | 8.2% |
| Special Education | 352 | 12.1% | 15.0% | 12.6% | 353 | 12.1% | 15.4% | 12.7% |
| Students with Disabilities by Type of Primary Disability: | | | | | | | | |
| Total Students with Disabilities | 352 | | | | | | | |
| By Type of Primary Disability | | | | | | | | |
| Students with Intellectual Disabilities | 175 | 49.7% | 36.3% | 44.1% | | | | |
| Students with Physical Disabilities | 17 | 4.8% | 26.9% | 20.0% | | | | |
| Students with Autism | 49 | 13.9% | 14.3% | 15.5% | | | | |
| | 111 | 31.5% | | | | | | |

| | | | | |
|--|--|--|--|--|
| | | | | |
| | | | | |

Texas Education Agency
 2022-23 Staff Information (TAPR)
 MCKINNEY H S (043907002) - MCKINNEY ISD - COLLIN COUNTY

| Staff Information | ----- Campus ----- | | District | State |
|--------------------------------|--------------------|---------|----------|-------|
| | Count/Average | Percent | | |
| Number of Students per Teacher | 16.8 | n/a | 14.6 | 14.8 |

| Staff Information | Campus | District | State |
|---|----------|----------|----------|
| Experience of Campus Leadership: | | | |
| Average Years Experience of Principals | 7.0 | 8.2 | 6.1 |
| Average Years Experience of Principals with District | 7.0 | 8.0 | 5.3 |
| Average Years Experience of Assistant Principals | 5.3 | 7.3 | 5.2 |
| Average Years Experience of Assistant Principals with District | 3.8 | 5.8 | 4.4 |
| Average Years Experience of Teachers: | | | |
| Average Years Experience of Teachers | 11.6 | 12.4 | 11.0 |
| Average Years Experience of Teachers with District: | 7.1 | 7.7 | 6.9 |
| Average Teacher Salary by Years of Experience (regular duties only): | | | |
| Beginning Teachers | \$59,565 | \$60,206 | \$53,300 |
| 1-5 Years Experience | \$60,510 | \$60,225 | \$56,516 |
| 6-10 Years Experience | \$63,322 | \$62,175 | \$59,732 |
| 11-20 Years Experience | \$66,970 | \$65,871 | \$63,389 |
| 21-30 Years Experience | \$71,397 | \$70,228 | \$67,876 |
| Over 30 Years Experience | \$76,212 | \$75,184 | \$72,560 |
| Average Actual Salaries (regular duties only): | | | |
| Teachers | \$65,078 | \$64,448 | \$60,717 |
| Professional Support | \$76,488 | \$74,516 | \$72,022 |
| Campus Administration (School Leadership) | \$98,480 | \$88,556 | \$85,167 |
| Instructional Staff Percent: | | | |
| Instructional Staff Percent: | n/a | 77.8% | 65.1% |
| Contracted Instructional Staff (not incl. above): | | | |
| Contracted Instructional Staff (not incl. above): | 0.0 | 0.0 | 2,105.4 |

| | | | |
|--|--|--|--|
| | | | |
|--|--|--|--|

Texas Education Agency
2022-23 Staff Information (TAPR)
MCKINNEY H S (043907002) - MCKINNEY ISD - COLLIN COUNTY