

2022-23 Texas Academic Performance Report (TAPR)

District Name: MCKINNEY ISD

Campus Name: FINCH EL

Campus Number: 043907102

Texas Education Agency
2022-23 STAAR Performance (TAPR)
FINCH EL (043907102) - MCKINNEY ISD - COLLIN COUNTY

School
Year

State

District

Campus

African
American



Hispanic

White

American
Indian



Texas Education Agency
2022-23 Bilingual Education/English as a Second Language (Current EB Students/EL) (TAPR)
FINCH EL (043907102) - MCKINNEY ISD - COLLIN COUNTY





Texas Education Agency
2022-23 STAAR Participation (TAPR)
FINCH EL (043907102) - MCKINNEY ISD - COLLIN COUNTY

State	District	Campus											

--	--	--	--	--	--	--	--	--	--	--	--	--	--

Texas Education Agency
2022-23 Attendance, Graduation, and Dropout Rates (TAPR)
FINCH EL (043907102) - MCKINNEY ISD - COLLIN COUNTY

State	District	Campus	African American	Hispanic	White	American Indian	Asian						

There is no data for this campus.

There is no data for this campus.

Texas Education Agency
 2022-23 Student Information (TAPR)
 FINCH EL (043907102) - MCKINNEY ISD - COLLIN COUNTY

	Membership				Enrollment			


Texas Education Agency
 2022-23 Student Information (TAPR)
 FINCH EL (043907102) - MCKINNEY ISD - COLLIN COUNTY

Student Information	Membership				Enrollment			
	Campus		District		Campus		District	
	Count	Percent	District	State	Count	Percent	District	State
Students w/ Dyslexia	51	15.7%	9.4%	5.5%	51	15.7%	9.3%	5.5%
Foster Care	2	0.6%	0.1%	0.2%	2	0.6%	0.1%	0.2%
Homeless	2	0.6%	0.1%	0.2%	2	0.6%	0.1%	0.2%
Immigrant	24	7.4%	2.4%	2.2%	24	7.4%	2.3%	2.2%
Migrant	0	0.0%	0.0%	0.3%	0	0.0%	0.0%	0.3%
Title I	325	100.0%	16.3%	64.6%	325	100.0%	16.4%	64.6%
Military Connected	3	0.9%	5.5%	3.6%	3	0.9%	5.5%	3.6%
At-Risk	241	74.2%	31.9%	53.3%	241	74.2%	31.7%	53.3%
Students by Instructional Program:								
Bilingual/ESL Education	206	63.4%	14.4%	23.2%	206	63.4%	14.3%	23.2%
Career and Technical Education	0	0.0%	23.5%	26.5%	0	0.0%	23.4%	26.5%
Career and Technical Education (9-12 grades only)	0	0.0%	57.6%	72.3%	0	-	57.2%	72.2%
Gifted and Talented Education	22	6.8%	12.4%	8.2%	22	6.8%	12.3%	8.2%
Special Education	78	24.0%	15.0%	12.6%	78	24.0%	15.4%	12.7%
Students with Disabilities by Type of Primary Disability:								
Total Students with Disabilities	78							
By Type of Primary Disability								
Students with Intellectual Disabilities	41	52.6%	36.3%	44.1%				
Students with Physical Disabilities	20	25.6%	26.9%	620.0%				
Students with Autism	9	11.5%	14.3%	15.5%				
Students with Behavioral Disabilities	**	**						

Texas Education Agency
 2022-23 Staff Information (TAPR)
 FINCH EL (043907102) - MCKINNEY ISD - COLLIN COUNTY

	----- Campus -----			
Staff Information	Count/Average	Percent	District	State
Number of Students per Teacher	10.1	n/a	14.6	14.8

--	--	--	--



Texas Education Agency
2022-23 Staff Information (TAPR)
FINCH EL (043907102) - MCKINNEY ISD - COLLIN COUNTY

- Indicates there is no data for the item.
- * Indicates results are masked due to small numbers.
- ** When only one student disability or assessment group is masked, then the second smallest student disability or assessment group is masked regardless of size.
- n/a Indicates data reporting is not applicable for this group.
- ? Indicates that the data for this item were statistically improbable or were reported outside a reasonable range.