

**User: Carolyn Burgett**  
**User Role: District**

FIRST RATING FOR FISCAL YEAR

---



Net Delinquent Taxes Receivable)

- |    |  |                           |   |
|----|--|---------------------------|---|
| 15 | <u>Was The Administrative Cost Ratio Less Than The Threshold Ratio?</u>  | 4/26/2013<br>4: 40: 29 PM | 5 |
| 16 | <u>Was The Ratio Of Students To Teachers Within the Ranges Shown Below According To District Size?</u>   | 4/26/2013<br>4: 40: 29 PM | 5 |
| 17 | <u>Was The Ratio Of Students To Total Staff Within the Ranges Shown Below According To District Size?</u>  | 4/26/2013<br>4: 40: 30 PM | 5 |
| 18 | <u>Was The Decrease In Undesignated Unreserved Fund Balance &lt; 20% Over Two Fiscal Years?(If Total Revenues &gt; Operating Expenditures In The General</u> |                           |   |

**DETERMINATION OF RATING**

---



User: Carolyn Burgett  
User Role: District

---

Financial Integrity Rating System of Texas

---

















## DETERMINATION OF POINTS



User: Carolyn Burgett  
User Role: District

---

Financial Integrity Rating System of Texas




2011-2012 INDICATOR TEST 8 63 .418 9 q1 9 .0 .364235l .4071n B3960.16 -q-l -11( )8.Helf\* Q

---

---

---



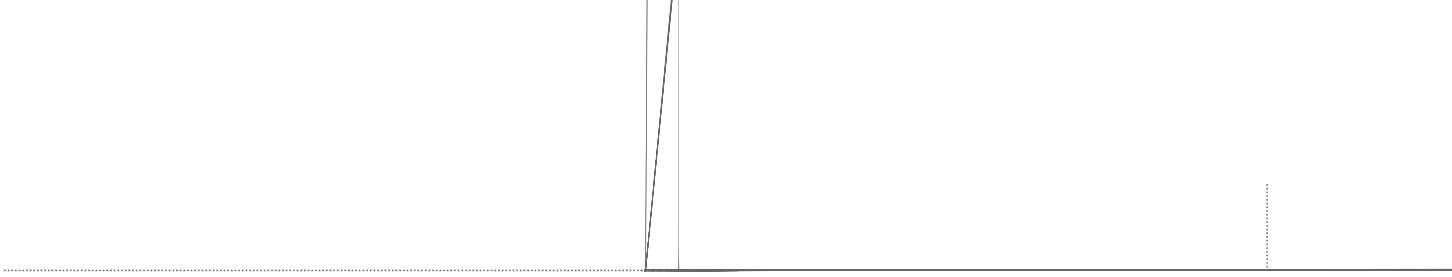































Audit Home Page:

---

---



Audit Home Page: [School Financial Audits](#)

---

---











